

# Gartner.com Styleguide **Components**

# COMPONENTS

26 March 2008

## General Overview



The screenshot shows the Gartner for IT Leaders dashboard. At the top, there's a navigation bar with 'HOME', 'ACTIVITY CYCLE', 'TOOLKIT', 'MY LIBRARY', 'WHAT'S NEW', and 'FEEDS'. The main content area is divided into several sections: 'RESEARCH' with a featured article on Microsoft Office SharePoint Server 2007; 'Analyst Picks' with a 'TOP 5 Program & Portfolio Management Must Reads' list; 'SPECIALIZE' with an article on selecting an applications specialty; 'EXPLORE' with an 'Activity Cycle' diagram; 'LEADERSHIP DEVELOPMENT' with an 'EXP Research' article; and 'MY ANALYSTS' with a profile for Dean Blackmore. A red box highlights the 'MY RECENT ACTIVITY' component, which is shown in a larger view to the right.

The 'MY RECENT ACTIVITY' component is shown in a larger view. It has an orange header with the title 'MY RECENT ACTIVITY' and an 'Edit' button. Below the header is a search bar with 'Search Terms' and two buttons: 'Viewed' and 'Added to My Library'. The main area contains a list of search terms: Magic Quadrant, CRM, Business Intelligence, Risk Management, IT Governance, Identity and Access Management Software, SOA, and Business Process Management. On the right side of the list, there are vertical scroll arrows and a menu icon.

Gartner Components are standardized building blocks that can effectively support growth in content, functionality, and users over time. Using such standardized components allows for the creation of a library of tiles that can be shared across Gartner products.

Components are the fundamental building block of the dashboard or portal framework. Tiles locate content and functionality within the coherent information and navigation hierarchy of the larger dashboard or portal environment, while clearly identifying the sources and broader contexts of the information or tools they contain, and offering consistent access to convenience functionality such as tracking most recent research from a user's favorite analysts or retaining recently viewed items and search terms.

# COMPONENTS

26 March 2008

## Right Rail Components

The screenshot shows the Gartner.com website interface. On the right side, several components are highlighted with red boxes and arrows pointing to their respective detailed views on the right. These components include:
 

- MY RECENT ACTIVITY**: A list of recent research items with search and filter options.
- EXPLORE**: A section featuring an 'Activity Cycle' diagram with phases: DEFINE, SELECT, EXECUTE, EVALUATE, and COMMUNICATE.
- MY ANALYSTS**: A list of top analysts for a specific role, including Dean Blackmore, Valerie Gerardi, and Diane Morello.
- SPECIALIZE**: A section for selecting application specialties like CRM, Business Intelligence, etc.
- LEADERSHIP DEVELOPMENT**: A section for exploring leadership topics and research.
- MY ANALYSTS** (bottom): A section for viewing all research by a specific analyst.
- IMPLEMENT**: A section for program management and diagnostic tools.
- GARTNER VOICE**: A section for Gartner voice podcasts.

## Products Currently Using Right Rail Components

### Gartner Executive Programs

CIO Signature

### Gartner for IT Leaders

Applications  
 Business Intelligence & Information Management  
 Business Process Improvement  
 Enterprise Architecture  
 IT Infrastructure & Operations  
 Program & Portfolio Management  
 Security & Risk Management  
 Sourcing & Vendor Relationships

### Gartner for Business Leaders

Analyst Relations  
 Market & Competitive Intelligence  
 Product Management & Marketing  
 Sales Professionals

### Gartner for IT Executives

Business Unit CIO  
 Midsize Enterprise CIO

### Industry Advisory Services

Banking and Investment Services  
 Energy & Utilities  
 Insurance  
 Manufacturing  
 Media  
 Retail

This block shows detailed views of the right rail components:
 

- MY RECENT ACTIVITY**: A search interface with filters for 'Viewed' and 'Added to My Library'. It lists items like 'Magic Quadrant CRM', 'Business Intelligence Risk Management', 'IT Governance', 'Identity and Access Management Software', 'SOA', and 'Business Process Management'.
- EXPLORE**: Features the 'Activity Cycle Overview' diagram. Text states: 'Gartner research linked to each phase of the activity cycle for IT leaders. [Click to view](#)'.
- MY ANALYSTS**: Displays 'The top three analysts for this role are displayed below. You may set preferences to decide which and how many analysts you would like to display by clicking the Edit button above.' It lists:
  - Dean Blackmore**, VP Applications Research
  - Latest Research by Dean**: Best Practices for Pricing and Bundling Software Solutions
  - Valerie Gerardi**, Research Director
  - Latest Research by Valerie**: Best Practices for Pricing and Bundling Software Solutions
  - Diane Morello**, VP & Gartner Fellow
  - Latest Research by Diane**: Gartner Predicts: The Cost of Compliance

# COMPONENTS

26 March 2008

## Right Rail Component Gallery



The screenshot shows the 'Program & Portfolio Management' page for IT Leaders. It features a navigation bar with 'HOME', 'ACTIVITY CYCLE', 'TOOLKIT', 'MY LIBRARY', 'MY VENDORS', 'WHAT'S NEW', and 'FEEDS'. The main content area includes 'MARKET NEWS' with a featured article 'Project Management Skills Still in Short Supply' and a 'TOP 5 Program & Portfolio Management Must Reads' section. A 'MY RECENT ACTIVITY' sidebar shows a circular activity cycle diagram with 'ANALYZE', 'SELECT', 'EXECUTE', and 'COMMUNICATE' stages. The right rail contains 'MY RECENT ACTIVITY' and 'MY ANALYSTS' sections.

**Gartner for IT Leaders**  
Program & Portfolio Management

The screenshot shows the 'Analyst Relations' page for Business Leaders. It features a navigation bar with 'HOME', 'MY LIBRARY', and 'FEEDS'. The main content area includes 'Research About My Company' with a 'RECENT RESEARCH' section listing articles like 'Datapoint Insight: Semiconductor Vendors at Mobile World Congress 2008'. A 'MY ANALYSTS' sidebar shows a list of analysts including Mike Chuba, Diane Norello, and Van L. Baker, with a 'LATEST RESEARCH BY MIKE CHUBA' section.

**Gartner for Business Leaders**  
Analyst Relations

The screenshot shows the 'Banking & Investment Services' page for Industry Advisory Services. It features a navigation bar with 'HOME', 'RESEARCH BY TOPIC', 'STRATEGIC RESOURCES', and 'MY LIBRARY'. The main content area includes 'BEST PRACTICES' with an article 'Process Models for Financial Services Institutions' and a 'TOP 5 Banking & Investment Services Must Reads' section. A 'MY RECENT ACTIVITY' sidebar shows a circular activity cycle diagram and a 'MY ANALYSTS' section.

**Gartner Industry Advisory**  
Banking & Investment Services

The screenshot shows the 'Business Unit CIO' page for IT Executives. It features a navigation bar with 'HOME', 'ACTIVITY CYCLE', 'TOOLKIT', and 'FEEDS'. The main content area includes 'WHAT'S NEW' with an article 'IT Budget Optimization Cutting Costs in IT' and a 'CUSTOM VIEWS' section. A 'CIO ACTIVITY CYCLE' sidebar shows a circular activity cycle diagram with 'STRATEGIC', 'PLAN', 'EXECUTE', and 'COMMUNICATE' stages. The right rail contains 'BEST PRACTICES' and 'MY ANALYSTS' sections.

**Gartner for IT Executives**  
Business Unit CIO

The screenshot shows the 'Market & Competitive Intelligence' page for Business Leaders. It features a navigation bar with 'HOME', 'CUSTOMERS', 'COMPETITORS', 'MARKETS', 'TECHNOLOGIES', 'MY LIBRARY', and 'CONTACT US'. The main content area includes 'COMPETITORS' with an article 'Position your company and your products most effectively. Understand your competitors' offerings and strategies.' and a 'MY COMPANY & NEWS' section. A 'BEST PRACTICES' sidebar lists various business development topics. The right rail contains 'MY ANALYSTS' and 'MY ANALYSTS' sections.

**Gartner for Business Leaders**  
Market & Competitive Intelligence

# COMPONENTS

26 March 2008

## Mosaic Interface Components



Gartner Invest | Jade Ina McCormick | Profile | Alerts | Sign Off

Select a Gartner site

Institutional Investors

By Full Text | By Analyst

Advanced | Browse | Preferences

HOME | TOOLS | MY LIBRARY | RSS FEEDS | Company Tearsheet | OPEN

### TODAY'S GARTNER HIGHLIGHTS

Invest Must Reads | 14 February 2008

- Invest Implications Datasquest Insight:** Gartner's View on Worldwide Carrier Market Developments  
Publish Date: 1 February 2008 | Frank Marsala  
**Company Impact:** Sun Microsystems (NASDAQ:JAVA); IBM (NYSE:IBM)  
Leading carriers must transform themselves during the next few years to avoid being relegated to low-value "bit pipes." Carrier needs are reflected in our equipment spending forecasts.
- Invest Implications Forecast:** Storage Management Software, Worldwide, 2006-2011
- Invest Implications Forecast:** Storage Management Software, Worldwide, 2006-2011
- Invest Implications Forecast:** Storage Management Software, Worldwide, 2006-2011
- Invest Implications Forecast:** Storage Management Software, Worldwide, 2006-2011

View Gartner Highlights Archive >

### MY WATCHLIST

Select Portfolio | Edit

All Watched

#### Quick Find

- Garmin Ltd. (GRMN) [4 new]**
  - Forecast: Automotive GPS Navigation Systems, Worldwide, 2000-2010
  - Datasquest Insight: Brand, Design and Purchasing Semiconductor Demand from Automotive Portable Navigation Device Manufacturing, 2006
  - Datasquest Insight: Automotive GPS Navigation Market to Grow Strongly
  - Vehicle Navigation Must Evolve or Face Commoditization
- Ernst & Young [2 new]**
- Apple Inc. (AAPL) [15 new]**
- Gartner Inc. (IT) [2 new]**
- 3Com (COMS) [2 new]**
- Best Buy Co Inc (BBY.N) [15 new]**
- First Solar, Inc. (FSLR) [2 new]**
- Radiant Systems Inc. (RADS) [2 new]**
- Microsoft Corp (MSFT) [15 new]**
- Nortel (NO) [2 new]**
- Motorola (MOT) [2 new]**
- Yahoo (QUIK) [15 new]**

### ATTEND

- Gartner Symposium/ITxpo 2007**  
7-12 October 2007  
Orlando, FL, USA
- Enterprise Planning and Architecture Strategies Seminar**  
3-4 December 2007  
Las Vegas, Nevada
- How to Develop an Enterprise Mobile and Wireless Strategy**  
26 September 2007

View Travel Day Calendar >  
View Gartner Invest Teleconferences >  
View Gartner Teleconferences >  
View Events Calendar >

### MY RECENT ACTIVITY

View Full Usage Report >

Recent

- Customer Relationship Management
- Enterprise Performance Management
- Business Intelligence
- CRM
- Risk Management
- Performance Based Budgeting
- Operational Reporting and Analysis
- Revenue Performance Management
- Sustainability Reporting

REMOVE

### MY ALERTS

New Technology 5 new documents  
Business Intelligence 12 new documents  
Magic Quadrants 8 new documents

More Alerts >

### MY ANALYSTS

Dean Blackmore  
VP Applications Research  
Schedule Call  
Request Research

Latest Research by Dean

- Best Practices for Pricing and Bundling Software Solutions
- Best Practices for Pricing and Bundling Software Solutions

View All Research by Dean >

Andrea Di Maio  
Research Director  
Schedule Call  
Request Research

Latest Research by Andrea

Add Analysts by Ticker >  
Add Analysts by Coverage Area >

Home | Corporate | Governance | Stock Information | Financial Releases | Event Calendar | Shareholder Contacts | Help  
About Gartner | Products & Services | Gartner Events | Gartner Policies | Contact Gartner | Classic.gartner.com

Gartner

© 2008 Gartner, Inc., and/or its Affiliates. All Rights Reserved. Gartner is a registered trademark of Gartner Inc. or its Affiliates.

Gartner Invest | Jade Ina McCormick | Profile | Alerts | Sign Off

Select a Gartner site

Institutional Investors

By Full Text | By Analyst

Advanced | Browse | Preferences

HOME | TOOLS | MY LIBRARY | RSS FEEDS | Company Tearsheet | OPEN

### Sun Microsystems Inc. (JAVA) | United States

#### Recent Gartner Research

- Vendor Focus for Sun Microsystems' Professional and Managed Services
- Vendor Focus for Sun Microsystems' Software
- Survey of Investment Firms' Views on Servers: Sun Microsystems vs. Linux, 2006
- Vendor Rating: Sun Microsystems
- Sun Microsystems Sun Fire X2100, X4100 and X4200 Entry-Level x86 Servers

#### Related Companies

- Microsoft Corporation (MSFT)
- International Business Machines Corp. (IBM)
- Hewlett-Packard Company D (HPQ)
- Dell Inc. (DELL)
- EMC Corporation (EMC)
- Silicon Graphics, Inc. (SGIC)
- Oracle Corporation (ORCL)
- Fujitsu Limited (FJTSY)
- Openwave Systems Inc. (OPWV)

#### Related Analysts

- Mary I. Hubley
- Bob Igou
- Paul McGuckin
- Laura McLeilan
- Daryl C. Plummer
- MaryAnn Richardson
- Jess Thompson

### INVEST COMPANY HIGHLIGHTS

**Datasquest Insight:** Risk Management Strategies for the Electronics-Solotron Merger

**Forecast:** Storage Management Software, Worldwide, 2006-2011

### MARKET SHARE

Find Similar >

- Quarterly Statistics: Servers by Vertical Market and Size of Business, Worldwide
- Quarterly Statistics: Disk Array Storage, Regional Vertical Industries, All Regions
- Market Share: Data Integration Tools, EMEA, 2006

Show (2) more >

### FORECASTS

Find Similar >

- Quarterly Statistics: Servers by Vertical Market and Size of Business, Worldwide
- Quarterly Statistics: Disk Array Storage, Regional Vertical Industries, All Regions
- Market Share: Data Integration Tools, EMEA, 2006

Show (5) more >

### HYPE CYCLES

- Hype Cycle for Back-Office Emerging Technologies and Applications (Banking and Investment Services), 2007
- Hype Cycle for Content Management, 2007

### MAGIC QUADRANTS/MARKETSCOPES

Find Similar >

- Magic Quadrant for Horizontal Portal Products, 2007
- Magic Quadrant for User Provisioning, 2H07
- Magic Quadrant for Customer Data Integration Hubs, 2Q07

### VENDOR RATINGS/SWOT

Vendor Rating: Sun Microsystems

Home | Corporate | Governance | Stock Information | Financial Releases | Event Calendar | Shareholder Contacts | Help  
About Gartner | Products & Services | Gartner Events | Gartner Policies | Contact Gartner | Classic.gartner.com

Gartner


© 2008 Gartner, Inc., and/or its Affiliates. All Rights Reserved. Gartner is a registered trademark of Gartner Inc. or its Affiliates.


# COMPONENTS

26 March 2008

For Right Rail and Mosaic Components  
Common Elements





**MY ANALYSTS** 

[Edit](#) 

The top three analysts for this role are displayed below. You may set preferences to decide which and how many analysts you would like to display by clicking the Edit button above.

---

 **Dean Blackmore**  
VP Applications Research


 **Latest Research by Dean**


[Best Practices for Pricing and Bundling Software Solutions](#)

[Best Practices for Pricing and Bundling Software Solutions](#)


[View All Research by Dean](#) ▶


---

 **Valerie Gerardi**  
Research Director

 **Latest Research by Valerie**

---

 **Diane Morello**  
VP & Gartner Fellow

 **Latest Research by Diane**

---

[View My Analysts](#) ▶  
[View all Analysts by Name](#) ▶  
[View all Analysts by Role](#) ▶

To request research or schedule an analyst call [contact Gartner](#).

Analyst Photo  
62x62px

General Links

Dashed Divider

Collapse/Expand  
Toggle

View More  
Links

Header Collapse Button

Edit Toggle

Body Copy

Solid Divider

Bold Link

**MY RECENT ACTIVITY** [Edit](#)

[Search Terms](#) | [Viewed](#) | [Added to My Library](#)

[Magic Quadrant](#)

[CRM](#)

[Business Intelligence](#)

[Risk Management](#)

[IT Governance](#)

[Identity and Access Management Software](#)

[SOA](#)

[Business Process Management](#)

Tabs

Multi-select  
Drop box

Scroll bar

# COMPONENTS

26 March 2008

Right Rail  
Padding/Spacing\*



The screenshot shows a 'MY ANALYSTS' component with an orange header bar. The component is annotated with various padding and spacing values in pixels:

- 21: Header bar padding
- 24: Top margin
- 12: Row spacing
- 14: Analyst profile padding
- 16: Section header padding
- 16: Research item padding
- 21: Link padding
- 26: Bottom margin
- 18: Footer padding

**MY ANALYSTS** Edit

The top three analysts for this role are displayed below. You may set preferences to decide which and how many analysts you would like to display by clicking the Edit button above.

**Dean Blackmore**  
VP Applications Research

**Latest Research by Dean**

[Best Practices for Pricing and Bundling Software Solutions](#)

[Best Practices for Pricing and Bundling Software Solutions](#)

[View All Research by Dean](#)

**Valerie Gerardi**  
Research Director

**Latest Research by Valerie**

**Diane Morello**  
VP & Gartner Fellow

**Latest Research by Diane**

[View My Analysts](#)

[View all Analysts by Name](#)

[View all Analysts by Role](#)

To request research or schedule an analyst call [contact Gartner](#).

Since Components effectively support multiple forms of content and functionality, the padding and spacing vary depending on the nature of the content. There are however several commonalities that are consistent across of the portal tiles, as illustrated on the left.

\* All units depicted in pixels


# COMPONENTS

26 March 2008

## Right Rail Typography



Graphic Text ▾  
Helvetica Neue 75 Bold  
10 points. Crisp  
ALL CAPS  
Kerning: 25

**IMPLEMENT** 


**Program Management Toolkit** CSS Text ▾ **HEADER: Verdana, 12pt, Bold, #000000**

**Research** **SUB HEADER: Verdana, 11pt, Bold, #000000**  
[Toolkit Presentation: Applications Portfolio Management Starter Kit](#)


**Diagnostic Tools**  
[Project Portfolio Alignment for PPM and your Enterprise Personality Assessment](#) **LINK: Verdana, 11pt, Bold, #006DD2**  
[Project Scoring Process and Assessment for PPM](#)

---

[View Program Management Toolkit](#) **VIEW MORE LINK: Verdana, 10pt, #006DD2**

**GARTNER VOICE** 

**Gartner Voice Podcasts**

 **Gartner Predicts: The Cost of Compliance** **BOLD LINK: Verdana, 12pt, Bold, #006DD2**  
9 November 2006 **DATE: Verdana, 11pt, #999999**  
Valerie Gerardi **Body Copy: Verdana, 11pt, #000000**  
[Listen Now](#)

---

[Applications Podcasts](#) **▶**  
[View all Podcasts](#) **▶**



# COMPONENTS

26 March 2008

## Mosaic Interface Components

### Padding/Spacing\*



9

9

22

22

12

12

12

18

21

**MY ANALYSTS** Edit

**Dean Blackmore**  
VP Applications Research

Schedule Call  
Request Research

**Latest Research by Dean**

**Best Practices for Pricing and Bundling Software Solutions**

**Best Practices for Pricing and Bundling Software Solutions**

View All Research by Dean

**Andrea Di Maio**  
Research Director

Schedule Call  
Request Research

**Latest Research by Andrea**

Add Analysts by Ticker

Add Analysts by Coverage Area

Institutional Investors

9

9

8

12

12

**FORECASTS** Find Similar

Quarterly Statistics: Servers by Vertical Market and Size of Business, Worldwide

Quarterly Statistics: Disk Array Storage, Regional

Vertical Industries, All Regions

Market Share: Data Integration Tools, EMEA, 2006

Show (5) more

### Institutional Investors

From Company Tearsheet

The primary difference between the right rail widgets and those that reside in a mosaic or interface setting is the difference in width. The interface widgets are designed to allow users a fully customizable experience. These widgets will eventually be able to be moved as on sites like NetVibes, Pageflakes or iGoogle

\* All units depicted in pixels

# COMPONENTS

26 March 2008

## Right Rail Components Details and Usage



My Recent Activity	11
Specialize	12
Explore	13
Leadership Development	14
My Analysts	15
Implement	16
Gartner Voice	17
Interact	18
Attend	19
Subscribe	20

# COMPONENTS

26 March 2008

Right Rail Components Details and Usage | [MyRecent Activity](#)



## Current Usage

### Gartner for IT Leaders

- Applications
- Business Intelligence & Information Management
- Business Process Improvement
- Enterprise Architecture
- IT Infrastructure & Operations
- Program & Portfolio Management
- Security & Risk Management
- Sourcing & Vendor Relationships

### Gartner for Business Leaders

- Analyst Relations

# COMPONENTS

26 March 2008

Right Rail Components Details and Usage | [Specialize](#)



**SPECIALIZE**

**Select an Applications Specialty**

- Application Development & Integration
- Customer Relationship Management
- ERP & Supply Chain Management
- Portals, Content & Collaboration

Current Usage

---

**Gartner for IT Leaders**

Applications

# COMPONENTS


26 March 2008

Right Rail Components Details and Usage | [Explore/Activity Cycle](#)

EXPLORE

### Activity Cycle

[Activity Cycle Overview](#)




DEFINE SELECT  
EVOLVE EXECUTE  
EVALUATE  
COMMUNICATE

Gartner research linked to each phase of the activity cycle for IT leaders.  
[Click to view](#)

CIO ACTIVITY CYCLE

### CIO ACTIVITY CYCLE

[Activity Cycle Overview](#)



STRATEGIZE PLAN  
INNOVATE EXECUTE  
MEASURE  
BUSINESS OBJECTIVES

Gartner research linked to each phase of the activity cycle for CIOs.  
[Click to view.](#)

## Current Usage

### Gartner for IT Leaders (Orange Bar Header)

- Applications
- Business Intelligence & Information Management
- Business Process Improvement
- Enterprise Architecture
- IT Infrastructure & Operations
- Program & Portfolio Management
- Security & Risk Management
- Sourcing & Vendor Relationships

### Gartner for IT Executives (Blue Bar Header)

- Business Unit CIO
- Midsized Enterprise CIO

### Gartner Executive Programs (Blue Bar Header)

- CIO Signature

# COMPONENTS

26 March 2008

Right Rail Components Details and Usage | [Leadership Development\\*](#)



**LEADERSHIP DEVELOPMENT**

**Overview** ▶

**EXP Research**  
[Executive Summary: IT Risk Management: A Little Bit More Is a Whole Lot Better](#)  
1 February 2007

**Learning**  
[Leadership Tutorials](#)

\* Only available if the user has purchased this add-on

## Current Usage

---

### Gartner for IT Leaders

- Applications
- Business Intelligence & Information Management
- Business Process Improvement
- Enterprise Architecture
- IT Infrastructure & Operations
- Program & Portfolio Management
- Security & Risk Management
- Sourcing & Vendor Relationships

# COMPONENTS


26 March 2008

## Right Rail Components Details and Usage | My Analysts

### MY ANALYSTS

Edit

The top three analysts for this role are displayed below. You may set preferences to decide which and how many analysts you would like to display by clicking the Edit button above.




**Dean Blackmore**  
VP Applications Research

Latest Research by Dean

[Best Practices for Pricing and Bundling Software Solutions](#)


[Best Practices for Pricing and Bundling Software Solutions](#)

[View All Research by Dean >](#)



**Valerie Gerardi**  
Research Director

Latest Research by Valerie



**Diane Morello**  
VP & Gartner Fellow

Latest Research by Diane


[View My Analysts >](#)

[View all Analysts by Name >](#)

[View all Analysts by Role >](#)

To request research or schedule an analyst [contact Gartner](#).

### MY ANALYSTS




**Betsy Burton**  
VP Distinguished Analyst

Latest Research by Betsy Burton

[Q&A: Architects Must Advocate, Evangelize and Educate](#)

[Q&A on the Relationship Between Enterprise Architecture and Competency Centers](#)

[IT Specialist Certification: A Useful Baseline, but Beware of Overreliance](#)



**David Mitchell Smith**  
VP & Gartner Fellow

Latest Research by David Mitchell Smith

[Microsoft Chooses Standards Future With Internet Explorer 8](#)

[Silverlight 2 Slims Down .NET for Broader Reach](#)

[Microsoft Advances Its Web Strategy at MIX08](#)

[View All Analysts By Name >](#)

[View All Analysts By Area >](#)

To request research or schedule an analyst [contact Gartner >](#)

## Current Usage

### Gartner for IT Leaders (Orange Bar Header)

- Applications
- Business Intelligence & Information Management
- Business Process Improvement
- Enterprise Architecture
- IT Infrastructure & Operations
- Program & Portfolio Management
- Security & Risk Management
- Sourcing & Vendor Relationships

### Gartner Industry Advisory Services (Orange Bar Header)

- Banking & Investment Services
- Energy & Utilities
- Insurance
- Manufacturing
- Media
- Retail

### Gartner for Business Leaders

- Analyst Relations (Orange Bar Header)
- Market & Competitive Intelligence (Orange Text Header)
- Product Management & Marketing (Orange Text Header)

# COMPONENTS

26 March 2008

Right Rail Components Details and Usage | [Implement \(Tools and Toolkit Links\)](#)



**IMPLEMENT**

**Program Management Toolkit**

**Research**  
[Toolkit Presentation: Applications Portfolio Management Starter Kit](#)

**Diagnostic Tools**  
[Project Portfolio Alignment for PPM and your Enterprise Personality Assessment](#)  
[Project Scoring Process and Assessment for PPM](#)

---

[View Program Management Toolkit >](#)

## Current Usage

---

### Gartner for IT Leaders

- Applications
- Business Intelligence & Information Management
- Business Process Improvement
- Enterprise Architecture
- IT Infrastructure & Operations
- Program & Portfolio Management
- Security & Risk Management
- Sourcing & Vendor Relationships



# COMPONENTS


26 March 2008

Right Rail Components Details and Usage | [Gartner Voice \(Podcast & Webcasts\)](#)



**GARTNER VOICE**

### Gartner Voice Podcasts




**Gartner Predicts: The Cost of Compliance**  
9 November 2006  
Valerie Gerardi  
[Listen Now](#)

---

[Applications Podcasts](#) ▶  
[View all Podcasts](#) ▶

**LISTEN & VIEW**


#### Podcast



**The First 100 Days for a New CIO**  
14 March 2008 | Louis Boyle  
[Listen Now](#) | [Download](#)

[All IT Executive Podcasts](#) ▶  
[Talking Technology](#) ▶

#### Webcast



**Identifying Trends That Require Investment**  
Vicki Garrison, Global IT, Duport  
[View Now](#)

## Current Usage

### Gartner for IT Leaders (Orange Bar Header)

- Applications
- Business Intelligence & Information Management
- Business Process Improvement
- Enterprise Architecture
- IT Infrastructure & Operations
- Program & Portfolio Management
- Security & Risk Management
- Sourcing & Vendor Relationships

### Gartner for IT Executives (Blue Bar Header)

- Business Unit CIO
- Midsized Enterprise CIO

### Gartner Executive Programs (Blue Bar Header)

- CIO Signature

# COMPONENTS

26 March 2008

## Right Rail Components Details and Usage | Interact

The screenshot displays the 'INTERACT' component with an orange header bar. It contains three main sections:

- Blog:** Titled 'IT Leaders - Program & Portfolio Management', it lists three articles: 'Some Thoughts on Measuring PMO Value' (20 April 2007), 'PPM Summit in Boston this June' (12 April 2007), and 'Can You Anticipate Your Workforce Needs?' (12 April 2007).
- Poll:** Titled 'What percentage of your projects are under PMO purview?', it features five radio button options: 'Less than 25%', '26%-50%', '50%-75%', and 'More than 75%'. A 'Submit' button is located below the options.
- Feedback:** Titled 'What would you like to comment on?', it includes a dropdown menu for category selection and a text area for comments. Below the text area is a field for an email address (example: robert.long@gartner.com) and a 'Submit' button.

An inset window shows a detailed view of a poll titled 'What is your greatest challenge?\*' with five radio button options: 'Application development', 'Infrastructure support', 'Management issues', 'Business growth', and 'Strategy development'. It includes 'Vote' and 'Results' buttons.

## Current Usage

### Gartner for IT Leaders (Orange Bar Header)

- Applications
- Business Intelligence & Information Management
- Business Process Improvement
- Enterprise Architecture
- IT Infrastructure & Operations
- Program & Portfolio Management
- Security & Risk Management
- Sourcing & Vendor Relationships

### Gartner for IT Executives (Blue Bar Header)

- Business Unit CIO
- Midsize Enterprise CIO

### Gartner Executive Programs (Blue Bar Header)

- CIO Signature

# COMPONENTS

26 March 2008

Right Rail Components Details and Usage | [Attend](#)



## Current Usage

### Gartner for IT Leaders (Orange Bar Header)

- Applications
- Business Intelligence & Information Management
- Business Process Improvement
- Enterprise Architecture
- IT Infrastructure & Operations
- Program & Portfolio Management
- Security & Risk Management
- Sourcing & Vendor Relationships

### Industry Advisory Services (Orange Bar Header)

- Banking and Investment Services
- Energy & Utilities
- Insurance
- Manufacturing
- Media
- Retail

### Gartner for IT Executives (Blue Bar Header)

- Business Unit CIO
- Midsize Enterprise CIO

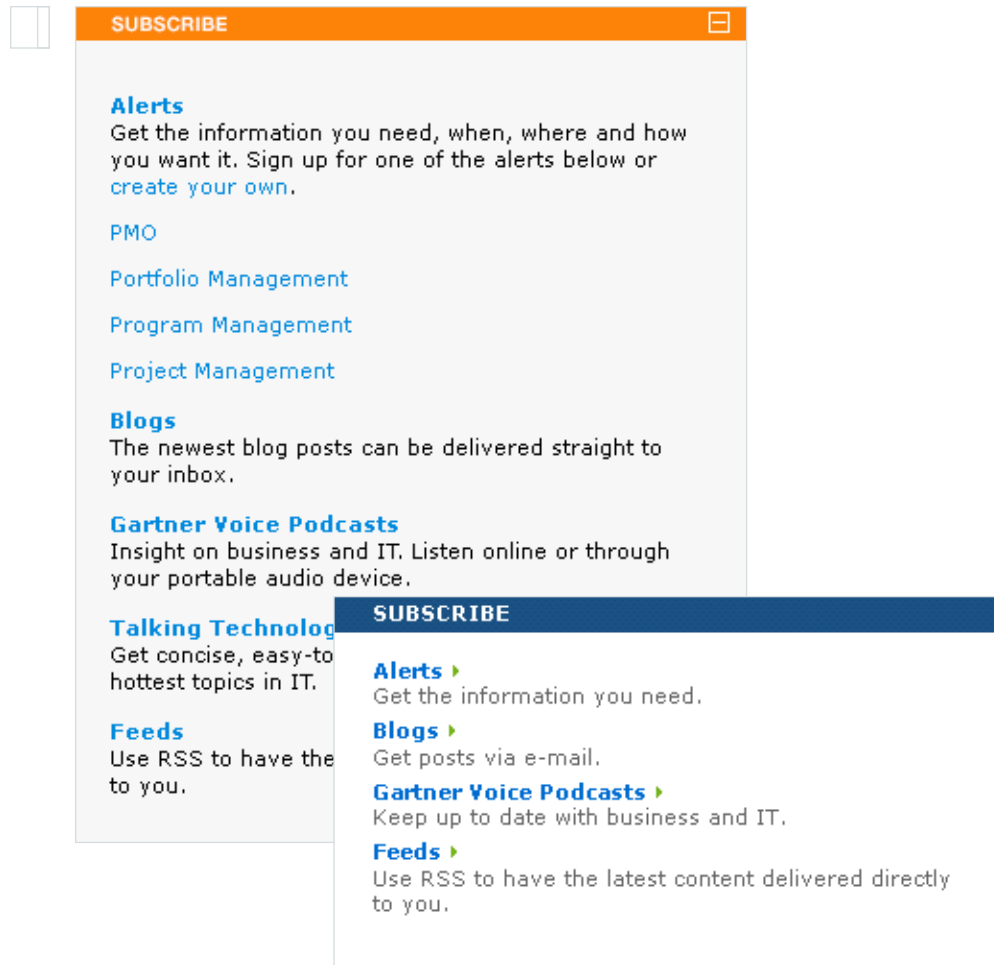
### Gartner Executive Programs (Blue Bar Header)

- CIO Signature

# COMPONENTS

26 March 2008

Right Rail Components Details and Usage | [Subscribe](#)



## Current Usage

### Gartner for IT Leaders (Orange Bar Header)

- Applications
- Business Intelligence & Information Management
- Business Process Improvement
- Enterprise Architecture
- IT Infrastructure & Operations
- Program & Portfolio Management
- Security & Risk Management
- Sourcing & Vendor Relationships

### Industry Advisory Services (Orange Bar Header)

- Banking and Investment Services
- Energy & Utilities
- Insurance
- Manufacturing
- Media
- Retail

### Gartner for IT Executives (Blue Bar Header)

- Business Unit CIO
- Midsized Enterprise CIO

### Gartner Executive Programs (Blue Bar Header)

- CIO Signature